


DURA-BASE[®]

ADVANCED-COMPOSITE MAT SYSTEM[™]

The Path of Innovation is Paved with DURA-BASE



NEWPARK
MATS & INTEGRATED SERVICES

1-877-MAT-ROAD • MatSales@Newpark.com • Newpark.com
The Global Leader in Temporary Road and Jobsite Construction Technology


DURA-BASE® Advanced-Composite Mat System™ – a flagship product of Newpark Mats & Integrated Services – provides a heavy duty work platform for temporary access roads and job site designs. The continuous work surface that is created increases productivity while reducing worksite safety incidents. Due to the patented design, sealed construction and material composition, our mat system has proven invaluable in diverse applications across numerous industries, including environmentally sensitive areas and in extreme environments.

Specialized Features



OVERLAP LIP

Helps interlock each mat forming a continuous work surface.



LINER PROTECTION

Superior protection provided by mats to minimize aggregate on site, thus saving cost.



TREAD PATTERN

Design improves traction for load-bearing vehicles and heavy equipment.



DRIVE OFF BARRIER

Aid in management of any possible spills on work platform and keeps debris off site.



RAMPS

Provide entry points for vehicles and controls traffic flow on work platform.




SAFETY BARRIER FENCING SYSTEM

Offers protection from unintentionally entering or exiting the jobsite.



ROAD MARKER SYSTEM

Used for directions, warnings, restrictions or other information.



SPACER SUPPORT

Slides under edge of mat for added support.



LOCKING PIN

Inserted into mat and turned 90° to lock into position. **MUD CAP** Keeps locking pin hexnuts clear of dirt and debris.



PINHOLE PLUG

Inserted into unused holes to significantly reduce mud flowback onto the mat surface.

	DURA-BASE®	VS	WOOD
Average Life	15+ Years		2-3 Years
Allowed in Environmentally Sensitive Areas	Yes		No
Weight / Mat	1000 lbs (454 kg)*		Between 2200 lbs and 2800 lbs
Trucking Capacity	46 Mats per truck**		12-15 Mats per truck
Permeability	Does NOT retain moisture/chemicals		Retains moisture/chemicals
Contaminants Carried from One Job to the Next	No		Yes
Recyclable	Yes		No
Safety Hazards	No		Broken Boards, Loose Nails, Flat Tires
Mat Shifting	No		Yes
Engineered with Consistent Properties	Yes		No

*All measurements and weights are nominal. ** Dependent on truck/trailer configuration.



Each individual mat measures 8' x 14' x 4" thick (2.44m x 4.27m x 10.2cm) and weighs approximately 1,000 lbs (454kg).



POSITIONING BAR

Aligns and adjusts mat holes prior to insertion of locking pin.




T-WRENCH

Locks and unlocks each pin when turned 90°.



PIN EXTRACTOR

Removes the pin once unlocked.




REFLECTORS

Help guide traffic during nighttime activities.



STRONGHOLD BERMS

Ready to contain your oil and gas drilling site.



RADIO-FREQUENCY IDENTIFICATION (RFID) TAG

Built into each manufactured mat for the purpose of tracking.




Rugged. Reusable. Recyclable.

- DURA-BASE mats are 100% recyclable high-density polyethylene (HDPE) thus reducing carbon footprint.
- DURA-BASE mats are non-absorbent, which prevents environmental risk from cross-contamination threats, including invasive species. This allows for complete decontamination at the end of the project, which wood products cannot claim. Wood mats retain contaminants and cannot be effectively cleaned – only effective method of completely removing the risk of cross-contamination is burning or burying them.
- Our manufacturing process allows for 100% utilization of the plastic. Remaining scrap material is reintroduced into the process.


DURA-BASE Mat

is the primary all weather surface for heavy equipment.




Turning Mat

provides a 10 degree change of direction in a single lane temporary road.



Half Mat

complements the regular mat and provides increase coverage and flexibility in job site layouts.



EPZ

Grounding System

enables construction of equipotential zones, providing a vastly superior work surface during potentially hazardous electrical activities.

Industry-leading Logistics at Less Cost

Each DURA-BASE mat measures 8' x 14' x 4" thick (2.44m x 4.27m x 10.2cm) and weighs 1,000 lbs, allowing up to 46 mats per truckload vs. wood mats which weigh between 2,200 to 2,800 lbs, only allowing for 12-15 mats per truckload. This represents an extra 226 linear feet of DURA-BASE access road coverage per truckload.



Delivery

Cover 4,186 sq ft with one truckload of DURA-BASE mats (91 sq ft per mat) and save on transportation cost.

Forklift

Easy to stack, move and place mats using a forklift, loader or other similar equipment.



Grapple Truck

With this specialized vehicle, our mats can be both transported and laid from a single vehicle, thus reducing traffic at the jobsite.



UPSTREAM OIL & GAS



Solid Surface for Heavy Equipment at Drilling Site



Stable Platform for the Extreme Weight Shifts of Containerized Proppant Applications



Temporary Road to Rig Platform

TRANSMISSION & DISTRIBUTION




Stable Platform for Utility Projects

DURA-BASE® EPZ Grounding System enables construction of equipotential zones that benefit from the strength and stability of the DURA-BASE Advanced Composite Mat System – providing a vastly superior work surface during potentially hazardous electrical activities, including pulling wire from spools, stringing of lines and creating mobile platforms for temporary substations for repair, allowing increased protection for workers.



CONNECTOR STRAPS

Create electrical continuity from mat to mat.



EPZ BUS BARS

Connect to the mats and allow for easy connection to grounding clamps, bolts and cables as required.



EPZ Grounding System on a Transmission Line Project



Access Road to Transmission Line Project



Safety Barrier Fencing Around Substation Project

PIPELINE & CONSTRUCTION



Pig Tracking Operation



Pipeline Construction Project



Pile Driving Project



Directional Drilling Under Mississippi River

MILITARY SUPPORT & HEAVY HAUL



Military Tank on Test Track



Transporting a 700 ton U-505 German Submarine



Transporting the Space Shuttle Endeavour

DOWNSTREAM



Tank Farm Project



Maintenance Project in Louisiana

DURA-BASE[®] Turning Mat provides a 10 degree change in direction to the path of a single lane DURA-BASE road. This gives personnel and equipment a solid work platform to perform maintenance around storage tanks and other circular areas.

A close-up photograph of a DURA-BASE Turning Mat, showing its textured, diamond-patterned surface and the metal frame with mounting holes.

Mobile Mat Cleaning System

Newpark's Mat Cleaning System is precision engineered to clean DURA-BASE Advanced-Composite Mats with unparalleled speed and efficiency. Unlike power washing, our mobile unit vastly reduces turn-around time and cleaning cost. It is fully automated and can operate around the clock. Its advanced capability is designed to tackle the toughest mud, oil and synthetic contaminants in one pass.



Additional Services

- Primary and Secondary Containment
- DURA-BASE Trucking, Installation and Removal
- Impoundment Installation
- Specialty Liner Projects
- Trucking/Hot Shot
- Pit closures/Drilling Site Cleanups

Ask your Newpark representative about these and other services.



Research & Development Complex

The 50,000 sq ft manufacturing plant expansion along with our research and development facility allow us to meet the growing demands for our domestic and international customers.

Newpark takes a proactive approach in developing innovative products and solutions that protect people and the environment, reduce cost and deliver exceptional value.

